



Follow these steps if you want to sell/transfer your entry to another racer


**Step 1:** Go to the appropriate Athlete360 event page, locate the “Entry Transfer” item, and add it to your shopping cart.

**Step 2:** Click “Checkout”.

**Step 3:** Complete the Entry Transfer form with the new racer's information. Fill out the “Transfer From” fields with the original entry holder’s information. Click “Checkout” and pay.

 <span>Home</span> <span>Featured</span> <span>Events</span> <span>Profile</span> <span>Log Out</span> <input type="text" value="Search"/>		
<p><b>Help</b></p> <p>Your shopping cart is displayed. Until you complete this purchase you are not officially registered for the events in your cart.</p>	<p><b>Purchase Information</b></p> <p>Please provide the following information regarding your purchase.</p> <p>2014 Entry Transfer</p> <p style="text-align: center;">Individual Information</p> <p>First Name: <input type="text"/></p> <p>Last Name: <input type="text"/></p> <p>Email: <input type="text"/></p> <p>Phone: <input type="text"/></p> <p>City: <input type="text"/></p> <p>State: <input type="text" value="[Please Select]"/></p> <p>Zip: <input type="text"/></p> <p>Gender: <input type="text" value="[Please Select]"/></p> <p>Age: <input type="text"/></p> <p>Emergency Contact: <input type="text"/></p> <p>Emergency Phone: <input type="text"/></p> <p>Race Category: <input type="text" value="[Please Select]"/></p> <p>Enter your Team / Sponsor as you would like to see it listed</p> <p><input type="text"/></p> <p>Transfer From: First Name <input type="text"/></p> <p>Transfer From: Last Name <input type="text"/></p> <p>Transfer From: Email <input type="text"/></p> <p>Enter a coupon code here if you have one:</p> <p><input type="text"/></p> <p><input type="button" value="Check Out &gt;"/> <input type="button" value="Cancel"/></p>	<p><b>Policy</b></p> <p>For your protection, your credit card information is not saved on Athlete360. We are not authorized to approve refunds on behalf of the organizations for whom we are conducting on-line transactions. Any refunds must be obtained from the event organizer and in general, such refunds are not available. Our processing charges are non-refundable under all circumstances.</p>

 **The person receiving the entry transfer.**

 **The original entry holder.**

**Confirmation:** Only the person who pays for the Entry Transfer on Athlete360 will receive an email receipt. **IMPORTANT:** Please forward a copy of the email to the other party as proof of purchase.

**Verification:** View the Roster under the Event Transfer item and verify the names are correct.

**What Next?** Entry transfers get moved into the race roster periodically. Once an entry transfer is moved into the race roster, the names are no longer visible under the Entry Transfer item.

**Entry Fee:** Payment for the original entry is handled outside of Athlete360 and is your responsibility.